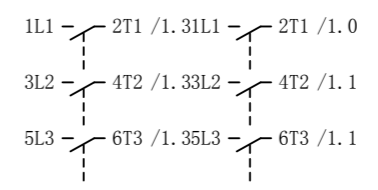
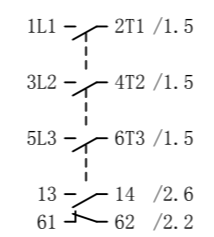
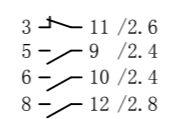
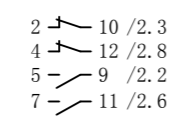


逆相



Configuration Table

NO.	Symbol	Compoent	Remark
1	M1	Compressor	
2	KM1	Compressor Relay	
3	FR1	Compressor Thermal relay	
4	M2	Walter pump	
5	KM2	Pump Relay	
6	FR2	Pump Thermal relay	
7	M3	Blower	
8	KM3	Blower relay	
9	FR3	Blower Thermal relay	
10	HL1	Power	
11	HL2	Overload pump	
12	HL3	Overload compressor	
13	HL4	Pressure too high	
14	HL5	Pressure too low	
15	HL6	Reverse alarm	
16	HL7	System error	
17	HPS/LPS	High/low pressure switch	
18	APR	Reverse Relay	
19	TP	Temp.controller	
20	BZ	Buzzer	
21	SB1	Pump button	
22	SB2	Run button	
23	KA1	Low pressure Relay	
24	KA2	High pressure Relay	