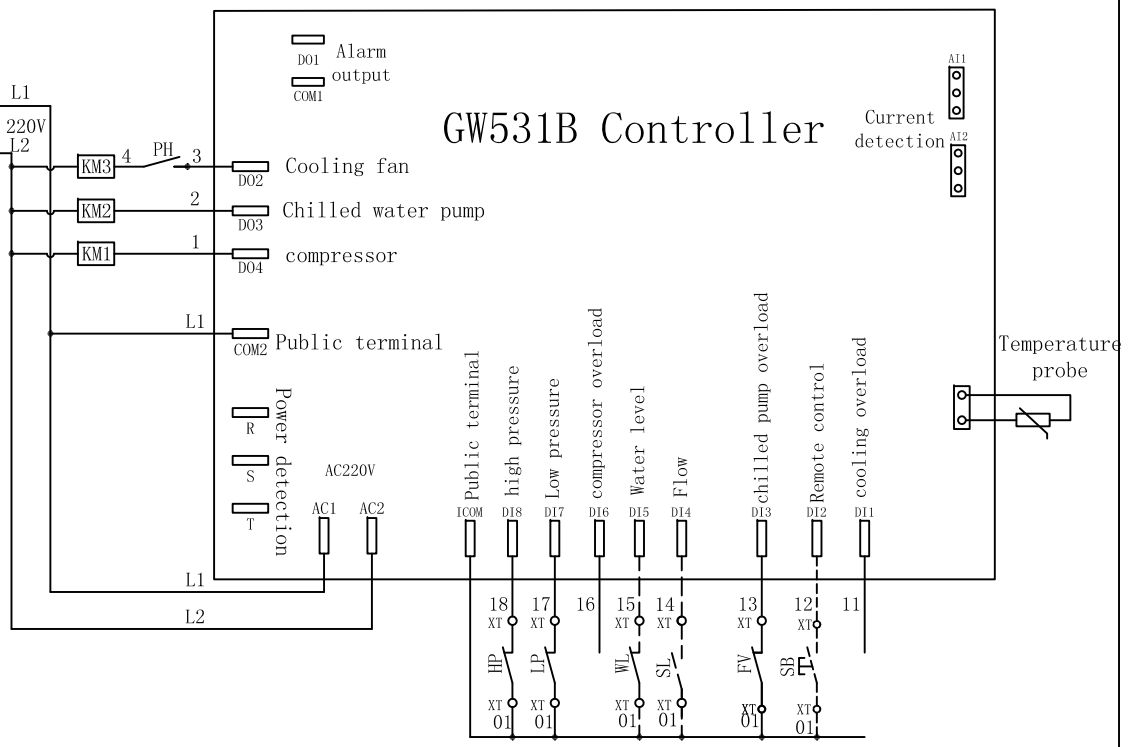
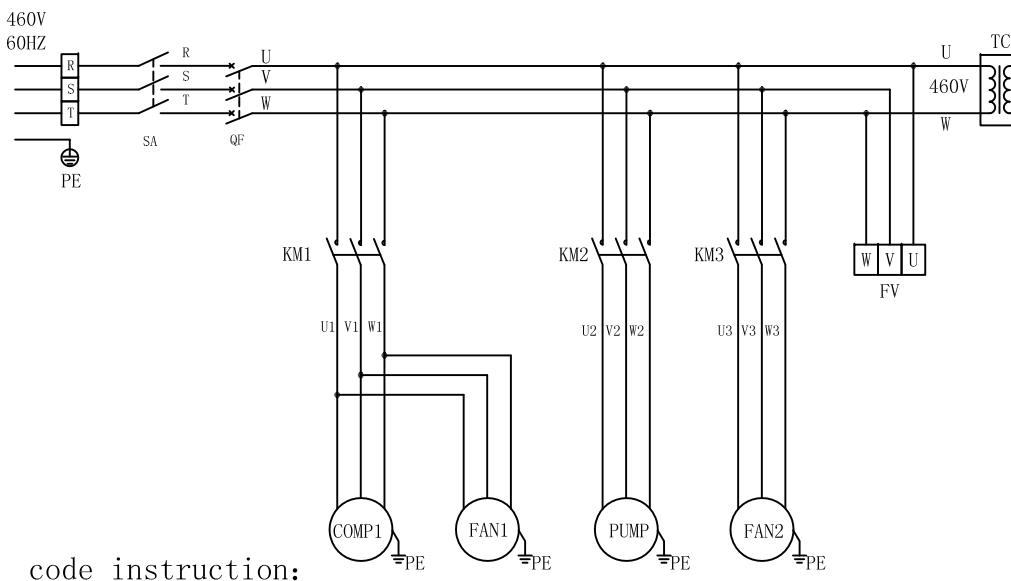


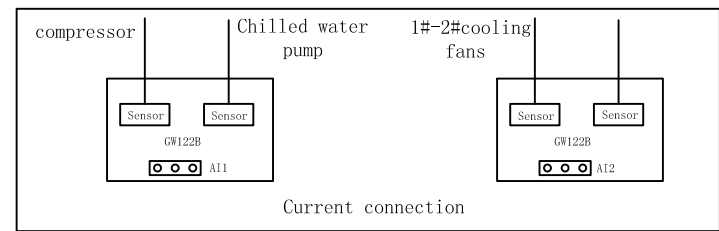
power terminal board switch breaker compressor 1#cooling fan chilled water pump 2#cooling fan Phase sequence protector

Control circuit



code instruction:

- QF: breaker
- KM: contactor
- SB: switch bottom
- XT: terminal board
- COM: compressor
- FAN: cooling fan
- KI: current sensor
- SA: Changeover switch
- LP: low pressure controller
- PUMP: Chilled water pump
- WL: Water level protection
- HP: high pressure controller
- FV: Phase sequence protector
- PK: Compressor inner protection
- PH: Single high pressure switch
- SL: Water flow switch
- SL: Thermal overload relay



Technical description:

- 1 of all electrical equipment must be well grounded.
- 2 remote control user needs can be self-contained switch

Industrial Chiller		model	HBC-05	version	A1
made	Rusonqian	date	2020.05.08	type	wiring diagram
check		date		total	1/1 Air cooled type cooling water machine